



## Quick Tutorial – Snap Hook

### A) Stud installation

**Step 1**  
Mark holes.



**Step 2**  
Install screws.




**Step 3**  
Close hook.




### B) Drywall installation

**Step 1**  
Mark holes.



**Step 2**  
Install anchors.



**Step 3**  
Install screws.



**Step 4**  
Close hook.

