





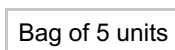
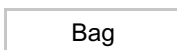


Heavy-Duty Coat Hook - 4 1/4 in - 237

Finish



Packaging format



DESCRIPTION

Mounting hardware included

This heavy-duty coat hook features a stylish finish that will accent any space. The dual arm design doubles your storage potential. Put coats and hats in their place with this simple, functional accessory, so you can focus on life's bigger challenges. Ideal for bedrooms, bathrooms, entryways, mudrooms, closets, and anywhere else hooks are required. Can be installed on walls or doors.

ADVANTAGES AND BENEFITS

Organizing is so easy when you mount this hook in any space. Its simple design and functionality lets you put coats and hats in their place so you can focus on life's bigger challenges.

AVAILABLE PRODUCTS

Product #	Finish	Packaging format
237ABV	Antique Brass	Bag
237ANV	Antique Nickel	Bag
237FBV	Black	Bag
237BV	Bright Brass	Bag
237BS	Bright Brass	Bag of 5 units
237ACBV	Brushed Antique Copper	Bag
237BCV	Brushed Chrome	Bag
237NBR	Brushed Nickel	Blister
237NBV	Brushed Nickel	Bag
237CR	Chrome	Blister
237CV	Chrome	Bag
237ORBV	Oil-Rubbed Bronze	Bag
237WV	White	Bag

TECHNICAL SPECIFICATIONS

Hook Style	Utility
Material	Metal
Load Capacity	22 lb*
Center to Center	21/32 in*
Width - Overall Dimensions	31/32 in*
Screw/Nail	#7 (Included)
Hook Model	Double Hook
Height - Overall Dimensions	5 15/32 in*
Projection - Overall Dimensions	3 17/32 in*

Disclaimer

Measures shown with an asterisk (*) have been converted as per your preference. These are not the official measures. To view the measures specified by the manufacturer, [click here](#).

INCLUDED PRODUCT(S)

Mounting hardware included.

APPLICATION

A heavy-duty hook for hanging coats, hats, and more. For maximum loading capacity, hooks should be mounted directly to wall studs, generally found at 16" intervals. If hooks are not mounted to studs, use appropriate drywall anchors (not included with hooks). Hooks come with plastic anchors that may not adhere to all types of walls. The installer is responsible for ensuring that appropriate anchors are used.

DISCLAIMER

Although our oil-rubbed bronze finish is achieved by means of a rigorous production process, it may show signs of normal wear faster than other finishes.

PRODUCT PHOTOS

